

What Are We Learning At The Firs This Term?



Literacy

We will continue to develop our reading and writing skills largely through Read, Write, Inc. In our Writing Workshop on a Monday we will be looking at different stories, focussing on retelling the story through role play and sequencing. We will experience different types of writing such as lists, poems, letters and stories.

We will be learning to...

Identify the 44 phonemes (sounds) and their related graphemes (letters) in RWI

Re-read RWI books at home and at school to build fluency and confidence

Predict what might happen next in a story

Hold a pencil comfortably and correctly

Say out loud what we are going to write

Leave finger spaces between words

Use capital letters and full stops


Spell words using the sounds we have learned

Try and use 'wow words' (adjectives and adverbs) to make our sentences more interesting



Who Am I?

Y1 autumn 2020



Numeracy

We will be developing our understanding of numbers up to 100, consolidating and deepening our addition and subtraction concepts, measuring length, capacity and weight.

We will be learning to...

Count fluently forwards and backwards to and over 100

Read and write numbers 1-20 in digits and words

Develop our skills of adding and taking away

Explore money, measuring length and solving simple problems

Identify a range of 2D and 3D shapes



Science

We will explore animals (including humans):


Identifying and naming common animals

Animal groups

Human body parts

The 5 senses

Name and label basic parts of animals



We will be learning to...

Identify and name a variety of common animals

Identify carnivores, herbivores and omnivores

Identify, name, draw and label the basic parts of the human body

What Are We Learning At The Firs This Term?

In Geography we will be learning about where we live in relation to the United Kingdom. We will be learning about our local area and the human and physical features within our area. We will be looking at creating maps with appropriate landmarks.

We will be learning to...

Name, locate and identify characteristics of the four countries and capital cities of the United Kingdom
Use maps to locate the four countries and capital cities of UK and its surrounding seas
Use basic geographical vocabulary to refer to Key human features

What else can I do at home?

Read every day
Practice spellings and sounds
Practice number bonds
Practise counting in 1s, 2s, 5s and 10s
Look for shapes in the environment
Play shops at home and talk about and count out money
Talk about animals and animal groups.

In Computing we will learn basic skills such as mouse control, keyboard skills and develop our draw, fill, and shape techniques and design pictures.

We will be learning to...


Show an awareness of the range of devices and tools they encounter in everyday life

Use a range of simple tools in a paint package / image manipulation software to create / modify a picture.

Work with support, to use a word processor, to communicate an idea or story, incorporating pictures.

Who Am I?

Y1 Autumn 2020



In Design Technology we will be exploring different types of masks from around the world and looking at the materials, decoration and purposes of each mask.

We will be learning to...

Draw on their own experience to help generate ideas.
Suggest ideas and explain what they are going to do.
Model their ideas in card and paper.
Develop their design ideas applying findings from their earlier research.
With help measure, mark out, cut and shape a range of materials.
Use tools e.g. scissors and a hole punch safely.
Assemble, join and combine materials and components together using a variety of temporary methods e.g. glues or masking tape.

In History we will learn about Toys from the past and compare them with present day toys.

We will be learning to...

Understanding the difference between 'old' and 'new'.
Knowing words connected with the passing of time.
Understanding the differences and similarities between how people played in the past and now.
Understand that design and materials used can indicate whether a toy is old or new.
Develop an understanding of some of the toys used in Victorian times.

In Art we will be looking at Pattern. We will be exploring how to create lines, exploring primary colours and exploring the artwork of Kandinsky to create our own pieces.

We will be learning to...

I can choose the right size brush for the task.
I can use a paintbrush to dab, smooth, wash, sponge, stipple and stroke and make lines, blobs, dots and dashes.
I can paint within the lines.
I can paint pictures of what I see.
I can name the primary and secondary colours.
I can say how an artist has used colour.

What Are We Learning At The Firs This Term?

In PE we will develop coordination using apparatus and develop dance and gymnastic skills.

We will be learning to...

Perform gymnastic sequence with a balance, a travelling action, a jump and a roll.

With support, begin to stand and sit "like a gymnast".

Explore the 5 basic shapes: straight/tucked/star/straddle/pike.

Balance in these shapes on large body parts: back, front, side, bottom

Begin to develop control of movement using: actions – travel, stretch, twist, turn and jump.

Space – forwards, backwards, sideways, high, low, safely showing an awareness of others.


Relationships – create a dance with 2-3 actions.

Dynamics – slowly, quickly.

Use own ideas to sequence a dance.

Who Am I?

Y1 Autumn 2020



In Music we will experience and learn how to apply key musical concepts/elements, e.g. finding a pulse, clapping a rhythm, use of pitch. We will work together in a band/ensemble and we will learn to develop creativity through improvising and composing within the song.

We will be learning to...

To know and recognise the sound and names of some of the instruments they use.

To know that music has a steady pulse, like a heartbeat.

To understand that when someone improvises, they make up their own tune that has never been heard before. It is not written down and belongs to them.

To understand that everyone can improvise!

To understand that composing is like writing a story with music.

To understand that everyone can compose

To understand that performance is sharing music with other people, called an audience

In R.E will learn about why some places are special and how some people use these places to pray. We will be looking at Judaism, what they believe and how they live and the Christian story of the birth of Jesus.

We will be learning to...

recognise that some religious people have places which have special meaning for them

talk about the things that are special and valued in a place of worship

Talk about some religious stories

Give examples of how stories show what people believe (e.g. the meaning behind a festival)

Give clear, simple accounts of what stories and other texts mean to believers

Give examples of how people use stories, texts and teachings to guide their beliefs and actions.

recall simply what happens at a traditional Christian festival (Christmas)

re-tell stories, talking about what they say about the world, God, human beings

